

# GALLERY<sup>44</sup>



COLOUR MATCH DRIP BARS • A COLOUR MATCH DRIP BAR TO FIT EVERY DOOR STYLE •  
**COLOUR MATCH DRIP BARS ON ALL OUR DOORS**

**NEW STYLES**

**WELCOME HOME**  
THE GALLERY COMPOSITE DOOR COLLECTION




# INTRODUCING THE GALLERY COMPOSITE DOOR

## MAKE A STATEMENT

Whether you're returning home from a busy day or welcoming a visitor, you want your front door to create a great first impression so only the most stunning doors feature in our collection.

Take inspiration from our contemporary and traditional door styles to choose the look which compliments your home. Bold colours, finished to modern technical standards will not only enhance the appearance of your home but require virtually no maintenance so you can relax in the knowledge that the hard work has been done for you.



FITTED AS STANDARD

**ULTION**   
Home Defence System

## MAKE AN ENTRANCE

Let your door really make an entrance by selecting stylish accessories. Handles can be fitted in either modern handle positions or choose a more traditional door pull fitted centrally together with the heritage lock position.

Stunning glazing options allow you to flood your hallway with light, compliment the colour of the door with coloured glass, or maintain your privacy by choosing a solid door panel.

No need to worry about heat loss either as our doors are well insulated and we only use the most energy efficient glass.



Our Composite Door Collection is a complete range of thermally efficient composite doors manufactured to the highest quality standards. There are 19 Traditional styles and 9 Contemporary styles offering you the best choice for your home and our unique Inox range (page 32) with stainless steel glazing covers, adds exclusive designer style. We also offer doors with toplights and sidelights when required in either a matching composite side panel or glass options.

For disabled access we offer a Building Regulations Part M compliant aluminium threshold.

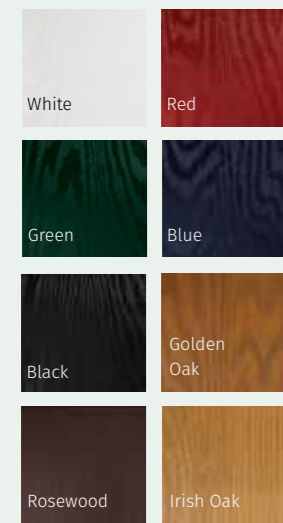


# THE WIDEST RANGE OF COLOURS

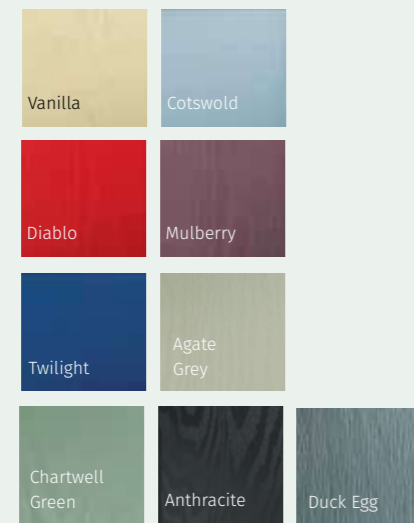
With our high performance paint technology, we can offer a wide range of colours for doors and colour foils for door frames giving you a fantastic choice for your home.

Doors are white inside. Frames are smooth white inside. Actual product colours may vary from colours shown on your monitor or printed brochure. Colours can be verified by ordering a colour swatch sample from your installer.

## STANDARD COLOUR COLLECTION



## PRESTIGE COLOUR COLLECTION




## COLOUR MATCH DRIP BARS



All of our composite doors come in a wide range of different colours, from traditional to flamboyant, so we've made sure you can now colour match your door and drip bar in most colours from our colour collection. Please ask your installer for more details.

## STANDARD COLOUR MATCH FRAME COLLECTION

match your frame to your door



# LOCK POSITION OPTIONS

Sometimes the small details really make the difference. That's why we've even considered lock positions when it comes to creating the perfect door. Simply choose the option that best suits you to add the personal finishing touch.



The Heritage Lock option allows you to place the lock higher up the door for all slam shut designs.



The Standard Lock option places the lock in the middle of the door for all slam shut designs.

# PULL BAR LENGTH OPTIONS

Big and chunky, small and dainty, the choice is yours. We have various pull bar lengths to let you add yet another personal stamp on your chosen door. Simply choose an option and we'll do the rest!



**1800mm**  
PULL BAR OPTION



**1400mm**  
PULL BAR OPTION



**600mm**  
PULL BAR OPTION

Pull bars are external only. Please discuss internal door furniture options with your Installer.

# TRADITIONAL DOORS

The range of traditional doors are designed to replicate the most popular timber doors and come with highly defined mouldings and realistic wood-grain mouldings and embossing on the surface. Whether used in a Victorian home, a modern townhouse or a farmhouse cottage, these doors always add to the appearance of the entryway and with the widest range of styles available in the market, there is a door for everyone.

These doors are transformed by the choice of decorative glass and colour and with 16 door colours available and a huge range of glass options from the simple diamonds of Classic through to the stunning multi-faced bevelling and black chrome of Reflections, these doors can make a real statement.

With the range of Traditional door styles, we can also tailor the furniture to suit your tastes. Finger pulls are an option should you wish to change from the standard lever handle.



**ESCUTCHEON LOCK**  
HERITAGE LOCK FINGER PULL



Images in this brochure are for illustration purposes only. Frame styles may vary. Ask your installer for details.

# CONTEMPORARY DOORS

A selection of styles using flush, non-moulded, door blanks which are glazed either using the Tri-Sys cassette system or, for a more modern European look, with stunning Inox™ stainless steel frames.

Available with a range of carefully selected decorative glass options that enhance the look and feel of the door, whilst maintaining the clean good looks.



# SMOOTH DOORS

Smooth composite doors have the appearance of aluminium but with all the thermal benefits of a composite door, and at a fraction of the cost of aluminium doors.


If you love the aluminium look, an Anthracite Grey door will contrast with white windows or match Anthracite Grey windows to enhance the appearance of your home. Colour matching frames are also available in Anthracite Grey to compliment the door further.



# SIDE LIGHTS AND TOP LIGHTS

For larger openings, we offer a range of sidelights and toplights to complement the composite door. With a multitude of frame options and decorative glass choices, sidelights and toplights are designed to be an integral part of the entrance system.

See page 40.









★ Looks like Aluminium ★

## SEMINOLE 4 & AUGUSTA LONG SMOOTH




### GLAZING OPTIONS


Seminole 4 is available with 3 glazing options and 4 Pilkington obscured glass

Augusta Long is available with 4 glazing options and 4 Pilkington obscured glass designs

**Pilkington obscured glass designs**

	
STIPPOLYTE	MINSTER
	
COTSWOLD	SATIN



◆ Please see page 38/39 for Backing Glass options

Choose from colour matching or Inox frames around the glazing in your smooth composite door.

### GALLERY SMOOTH COLOUR COLLECTION

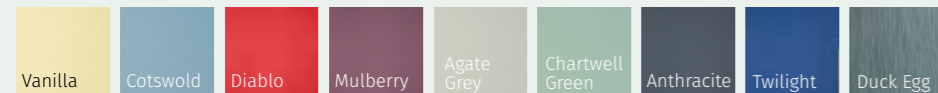
#### STANDARD COLOUR COLLECTION



#### STANDARD COLOUR MATCH FRAME COLLECTION

MATCH YOUR FRAME TO YOUR DOOR  
Smooth Anthracite

#### PRESTIGE COLOUR COLLECTION



**OTHER RAL COLOURS AVAILABLE**  
Please speak to your installer for more details

COLOUR MATCH CASSETTE



**SEMINOLE 4 SMOOTH BLACK**  
TAHOE BLACK GLAZING 1800MM  
HANDLE WITH HERITAGE LOCK



**SEMINOLE 4 SMOOTH DIABLO**  
MURANO RED GLAZING 1800MM  
HANDLE WITH HERITAGE LOCK

ALUMINIUM CASSETTE



**SEMINOLE 4 SMOOTH BLUE**  
COTSWOLD GLAZING 1800MM  
HANDLE WITH HERITAGE LOCK

COLOUR MATCH CASSETTE




**AUGUSTA LONG SMOOTH AGATE GREY**  
REFLECTIONS GLAZING 1800MM  
HANDLE WITH HERITAGE LOCK



**AUGUSTA LONG SMOOTH TWILIGHT**  
SATIN GLAZING 1800MM  
HANDLE WITH HERITAGE LOCK

ALUMINIUM CASSETTE



**AUGUSTA LONG SMOOTH ANTHRACITE**  
SIMPLICITY GLAZING 1800MM  
HANDLE WITH HERITAGE LOCK

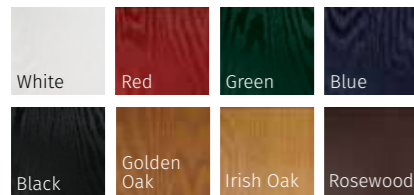
COLOUR MATCH FRAME available with Anthracite

# CARNOUSTIE, PENINA & BIRKDALE




## GALLERY COLOUR COLLECTION

### STANDARD COLOUR COLLECTION



### PRESTIGE COLOUR COLLECTION



### STANDARD COLOUR MATCH FRAME COLLECTION

MATCH YOUR FRAME TO YOUR DOOR



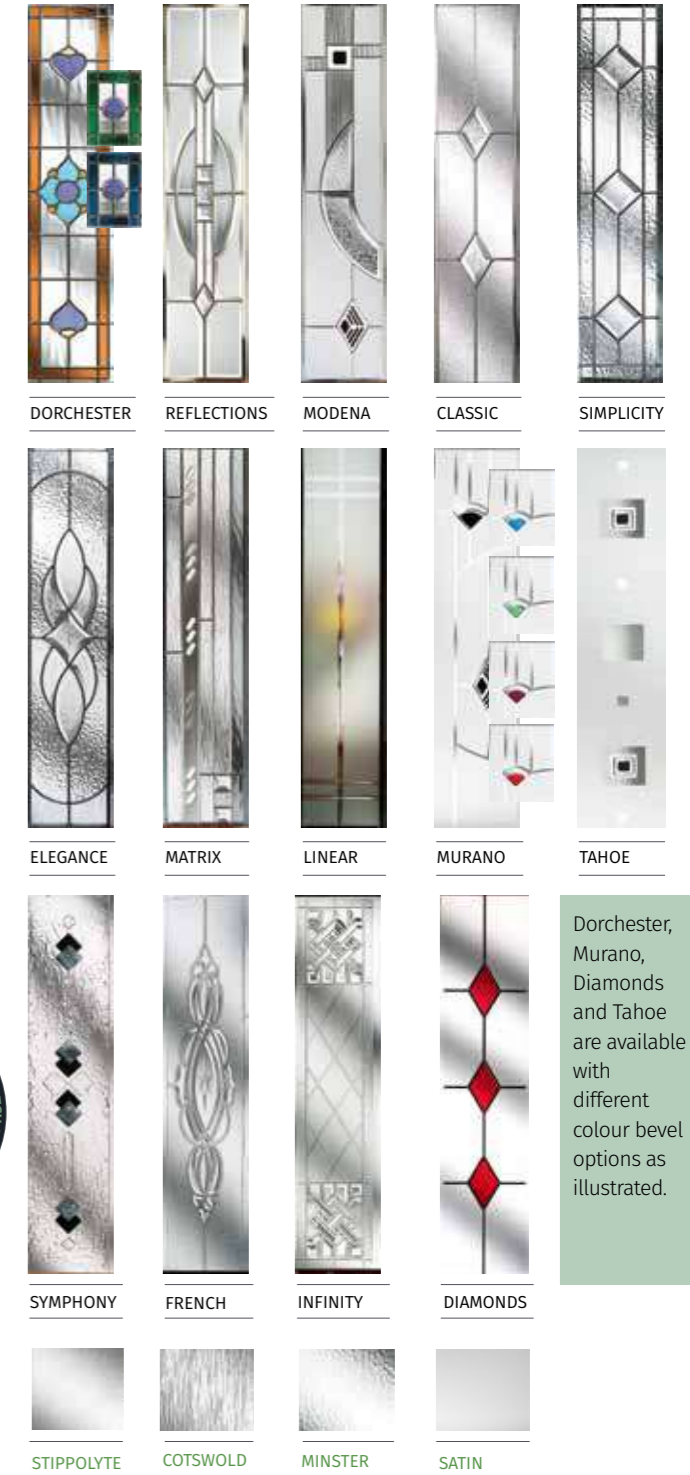
**OTHER RAL COLOURS AVAILABLE**  
 Please speak to your installer for more details

## OUR MOST POPULAR TRADITIONAL COMPOSITE DOORS



**CARNOUSTIE GOLDEN OAK**  
 LINEAR GLAZING

These doors are available with 14\* glazing options and 4 Pilkington obscured glass designs  
 ♦ Please see page 38/39 for Backing Glass options



Dorchester, Murano, Diamonds and Tahoe are available with different colour bevel options as illustrated.

**COLOUR MATCH DRIP BARS ON ALL OUR DOORS**

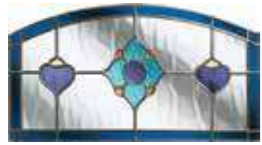
\* Infinity glass is only available for the Carnoustie door.



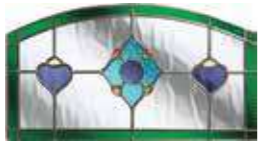
# ST ANDREWS

The St Andrews is available with 6 glazing options and 4 Pilkington obscured glass designs

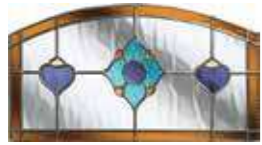
◆ Please see page 38/39 for Backing Glass options



DORCHESTER BLUE



DORCHESTER GREEN



DORCHESTER AMBER



REFLECTIONS



SIMPLICITY



HAVANA



STIPPOLYTE



MINSTER



COTSWOLD



SATIN



COLOUR MATCH DRIP BARS • A COLOUR MATCH DRIP BAR TO FIT EVERY DOOR STYLE

**COLOUR MATCH DRIP BARS ON ALL OUR DOORS**

**ST ANDREWS TWILIGHT**  
REFLECTIONS GLAZING

REMINISCENT OF THE 1930'S DOOR STYLES, THE ST ANDREWS IS AVAILABLE IN A SOLID DOOR OPTION AS WELL AS GLAZED.



**ST ANDREWS VANILLA**  
HAVANA GLAZING



**ST ANDREWS AGATE GREY**  
DORCHESTER AMBER GLAZING



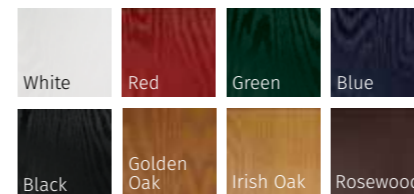
**ST ANDREWS IRISH OAK**  
SIMPLICITY GLAZING




**ST ANDREWS SOLID BLACK**  
HERITAGE LOCK FINGER PULL

## GALLERY COLOUR COLLECTION

### STANDARD COLOUR COLLECTION



### PRESTIGE COLOUR COLLECTION



### STANDARD COLOUR MATCH FRAME COLLECTION

MATCH YOUR FRAME TO YOUR DOOR



COLOUR MATCH FRAME COLLECTION

**OTHER RAL COLOURS AVAILABLE**


Please speak to your installer for more details

# RIVIERA, PORTRUSH & SUNBURST




## GALLERY COLOUR COLLECTION

### STANDARD COLOUR COLLECTION



### PRESTIGE COLOUR COLLECTION



### STANDARD COLOUR MATCH FRAME COLLECTION

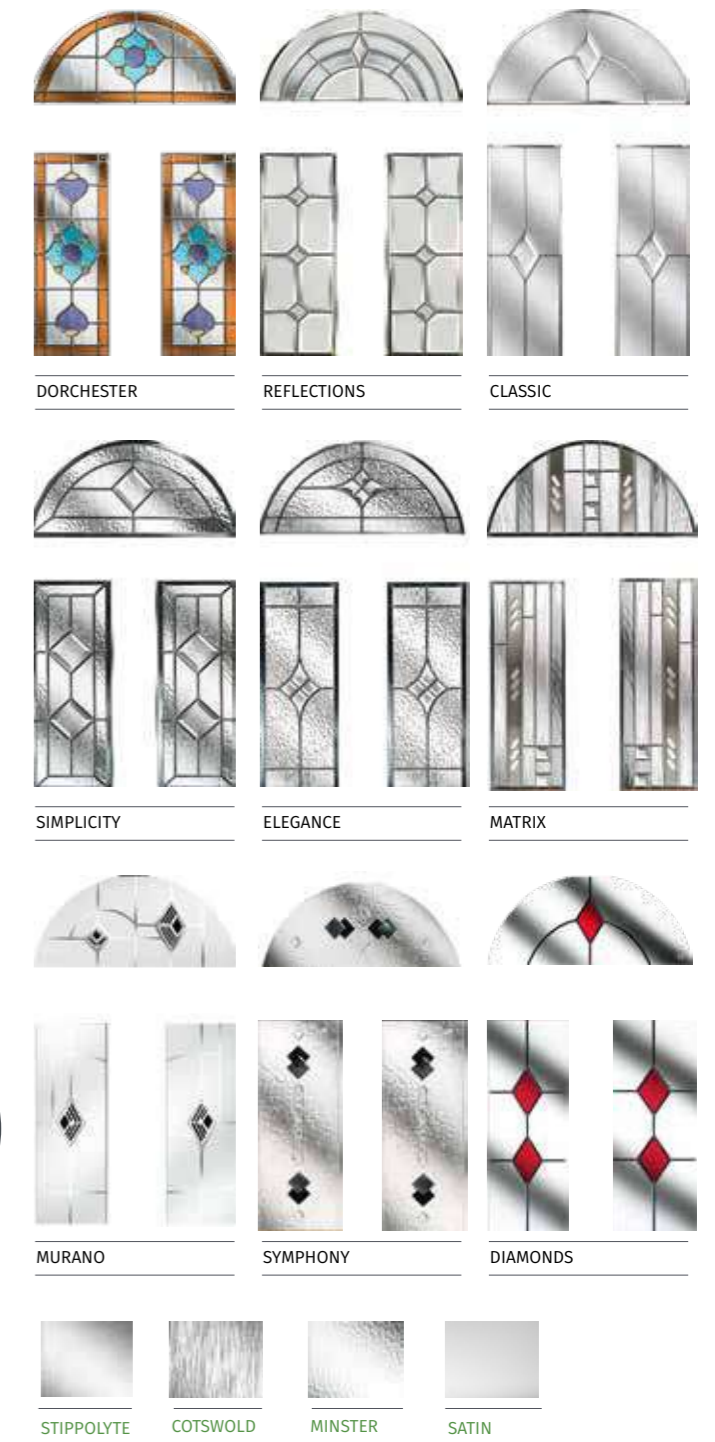
MATCH YOUR FRAME TO YOUR DOOR



# GALLERY<sup>44</sup>



These doors are available with 9 glazing options and 4 Pilkington obscured glass designs  
 ♦ Please see page 38/39 for Backing Glass options




**COLOUR MATCH DRIP BARS ON ALL OUR DOORS**



# TURNBERRY

The Turnberry is available with 7 glazing options and 4 Pilkington obscured glass designs  
 ♦ Please see page 38/39 for Backing Glass options



**TURNBERRY TWILIGHT**  
REFLECTIONS GLAZING



**TURNBERRY RED**  
ELEGANCE GLAZING




**TURNBERRY ANTHRACITE**  
MODENA GLAZING

COLOUR MATCH DRIP BARS • A COLOUR MATCH DRIP BAR TO FIT EVERY DOOR STYLE

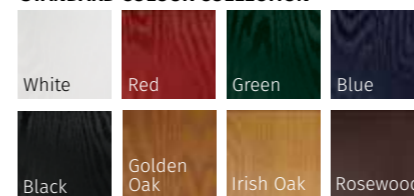
**COLOUR MATCH DRIP BARS ON ALL OUR DOORS**

THE LARGE GLAZED AREAS OF THE TRADITIONAL TURNBERRY CAN ALSO BE ENHANCED WITH THE GRIDLITE OPTION




## GALLERY COLOUR COLLECTION

### STANDARD COLOUR COLLECTION



### PRESTIGE COLOUR COLLECTION



### STANDARD COLOUR MATCH FRAME COLLECTION

MATCH YOUR FRAME TO YOUR DOOR



COLOUR MATCH FRAME COLLECTION

**OTHER RAL COLOURS AVAILABLE**

Please speak to your installer for more details

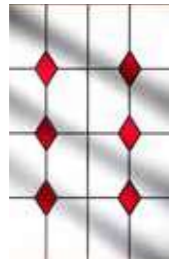


# LYTHAM & LYTHAM GRID

The Lytham is available with 7 glazing options and 4 Pilkington obscured glass designs  
 ♦ Please see page 38/39 for Backing Glass options



LINEAR



DIAMONDS



ELEGANCE



INFINITY



SIMPLICITY



SYMPHONY



MURANO



STIPPOLYTE



COTSWOLD



MINSTER



SATIN



**COLOUR MATCH DRIP BARS • A COLOUR MATCH DRIP BAR TO FIT EVERY DOOR STYLE**  
**COLOUR MATCH DRIP BARS ON ALL OUR DOORS**

**LYTHAM DIABLO**  
INFINITY GLAZING

WITH ITS LARGE GLAZED AREA, THE LYTHAM LETS LIGHT FLOOD THROUGH. AVAILABLE WITH GRIDLITE OPTION



**LYTHAM ROSEWOOD**  
ELEGANCE GLAZING



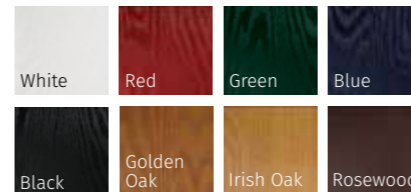
**LYTHAM TWILIGHT**  
MURANO BLUE GLAZING




**LYTHAM GRID BLACK**  
COTSWOLD GLAZING

## GALLERY COLOUR COLLECTION

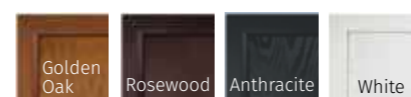
### STANDARD COLOUR COLLECTION



### PRESTIGE COLOUR COLLECTION



### STANDARD COLOUR MATCH FRAME COLLECTION MATCH YOUR FRAME TO YOUR DOOR



**OTHER RAL COLOURS AVAILABLE**  
 Please speak to your installer for more details



# TROON, MUIRFIELD & MUIRFIELD SOLID

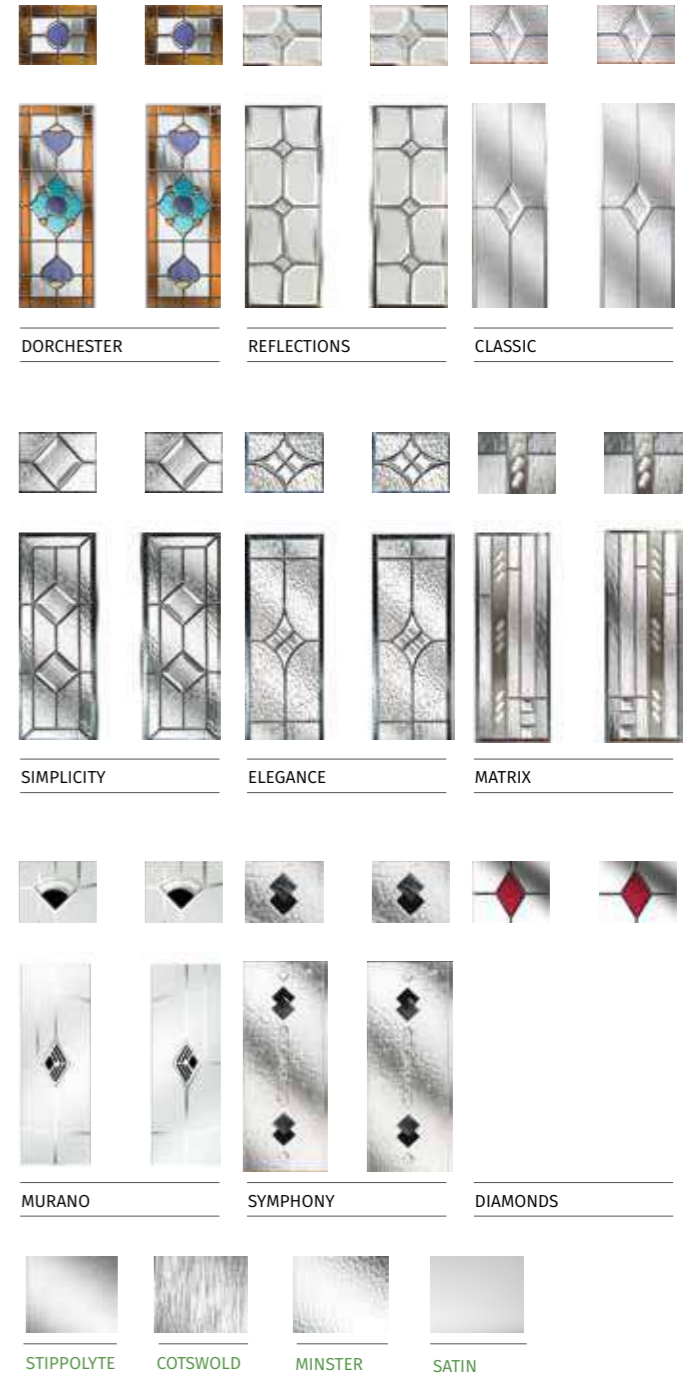


THE TROON IS A TRADITIONAL 6 PANEL DOOR ENHANCED WITH EITHER TWO OR FOUR SMALL GLAZING DETAILS



**TROON CHARTWELL GREEN**  
MURANO BLACK GLAZING

The Troon is available with 9 glazing options and 4 Pilkington obscured glass designs  
 ♦ Please see page 38/39 for Backing Glass options




## GALLERY COLOUR COLLECTION



# GLENEAGLES

The Gleneagles is available with 7 glazing options and 4 Pilkington obscured glass designs  
 ♦ Please see page 38/39 for Backing Glass options



**COLOUR MATCH DRIP BARS ON ALL OUR DOORS**  
 • COLOUR MATCH DRIP BARS TO FIT EVERY DOOR STYLE •

**GLENEAGLES IRISH OAK**  
 MURANO BLACK GLAZING

WITH ITS AMERICAN STYLE THE GLENEAGLES IS PROVEN TO BE AS POPULAR HERE IN THE UK.



**GLENEAGLES GREEN**  
 SIMPLICITY GLAZING

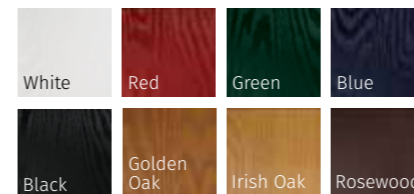
**GLENEAGLES WHITE**  
 REFLECTIONS GLAZING

**GLENEAGLES COTSWOLD**  
 SYMPHONY GLAZING


**GLENEAGLES BLUE**  
 REFLECTIONS GLAZING

## GALLERY COLOUR COLLECTION

### STANDARD COLOUR COLLECTION



### PRESTIGE COLOUR COLLECTION



### STANDARD COLOUR MATCH FRAME COLLECTION

MATCH YOUR FRAME TO YOUR DOOR



**OTHER RAL COLOURS AVAILABLE**  
 Please speak to your installer for more details



# BELFRY, SUNNINGDALE & FARMHOUSE




UNLIKE OTHER COTTAGE DOORS, THE BELFRY HAS A UNIQUE 'OFFSET ETCHED' DETAILING AND COMES IN TWO GLAZING STYLES.




The Belfry and Sunningdale are available with 2 glazing options and 4 Pilkington obscured glass designs

◆ Please see page 38/39 for Backing Glass options




## GALLERY COLOUR COLLECTION

### STANDARD COLOUR COLLECTION



### PRESTIGE COLOUR COLLECTION



### STANDARD COLOUR MATCH FRAME COLLECTION

MATCH YOUR FRAME TO YOUR DOOR




**OTHER RAL COLOURS AVAILABLE**  
 Please speak to your installer for more details



COLOUR MATCH DRIP BARS • A COLOUR MATCH DRIP BAR TO FIT EVERY DOOR STYLE  
**COLOUR MATCH DRIP BARS ON ALL OUR DOORS**

# MONZA & MONZA SOLID

The Monza is available with 6 glazing options and 4 Pilkington obscured glass designs  
 ♦ Please see page 38/39 for Backing Glass options



**MONZA DIABLO**  
TAHOE RED GLAZING

**MONZA TWILIGHT**  
MURANO BLACK GLAZING

**MONZA CHARTWELL GREEN**  
LINEAR GLAZING



**MONZA MULBERRY** MATRIX GLAZING  
600MM HANDLE WITH STANDARD LOCK POSITION

**COLOUR MATCH DRIP BARS** • A COLOUR MATCH DRIP BAR TO FIT EVERY DOOR STYLE

**COLOUR MATCH DRIP BARS ON ALL OUR DOORS**

WITH ITS CONTEMPORARY LINEAR ETCH DETAILING, THE MONZA IS A STUNNING DOOR AVAILABLE AS A GLAZED OR SOLID OPTION.




**MONZA VANILLA**  
LINEAR GLAZING  
STANDARD LOCK POSITION

**MONZA ANTHRACITE**  
SYMPHONY GLAZING  
TRADITIONAL HANDLE & LOCK

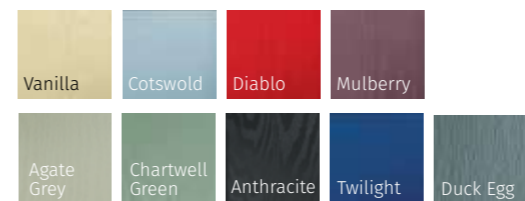
**MONZA SOLID GREEN**  
SOLID  
HERITAGE LOCK POSITION

## GALLERY COLOUR COLLECTION

### STANDARD COLOUR COLLECTION




### PRESTIGE COLOUR COLLECTION



### STANDARD COLOUR MATCH FRAME COLLECTION

MATCH YOUR FRAME TO YOUR DOOR



**OTHER RAL COLOURS AVAILABLE**  
Please speak to your installer for more details





# VILAMOURA



**COLOUR MATCH DRIP BARS ON ALL OUR DOORS**

**VILAMOURA VANILLA** TAHOE BLACK GLAZING  
1400MM HANDLE WITH HERITAGE LOCK POSITION

**VILAMOURA RED** REFLECTIONS GLAZING  
600MM HANDLE WITH STANDARD LOCK POSITION


GIVE YOUR HOME A CONTEMPORARY TWIST WITH THE VILAMOURA AND COMPLETELY TRANSFORM THE LOOK OF YOUR SPACE.



**VILAMOURA GREEN**  
MATRIX GLAZING  
HERITAGE LOCK POSITION

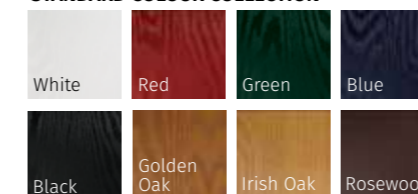
**VILAMOURA ANTHRACITE**  
MATRIX GLAZING  
STANDARD LOCK POSITION

The Vilamoura is available with 4 glazing options and 4 Pilkington obscured glass designs  
◆ Please see page 38/39 for Backing Glass options

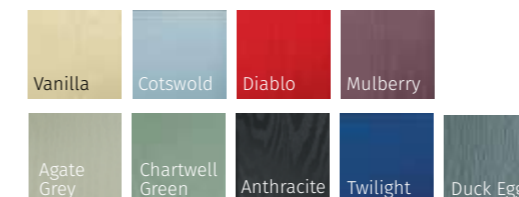


## GALLERY COLOUR COLLECTION

### STANDARD COLOUR COLLECTION




### PRESTIGE COLOUR COLLECTION



### STANDARD COLOUR MATCH FRAME COLLECTION

MATCH YOUR FRAME TO YOUR DOOR



**OTHER RAL COLOURS AVAILABLE**  
Please speak to your installer for more details

# AUGUSTA



**AUGUSTA TWILIGHT**  
MATRIX GLAZING + 1400MM HANDLE WITH HERITAGE LOCK

**AUGUSTA COTSWOLD**  
SIMPLICITY GLAZING + 1400MM HANDLE WITH HERITAGE LOCK

COLOUR MATCH DRIP BARS • A COLOUR MATCH DRIP BAR TO FIT EVERY DOOR STYLE •  
**COLOUR MATCH DRIP BARS ON ALL OUR DOORS**

WITH ITS SIMPLE SLIM GLAZED PANEL AND PARALLEL PULL HANDLE, THE AUGUSTA HAS A CLEAN MODERN STYLE.




**AUGUSTA CHARTWELL GREEN**  
REFLECTIONS GLAZING  
STANDARD LOCK POSITION

**AUGUSTA BLACK**  
MURANO BLACK GLAZING  
HERITAGE LOCK POSITION

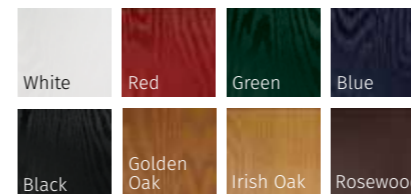
The Augusta is available with 4 glazing options and 4 Pilkington obscured glass designs

◆ Please see page 38/39 for Backing Glass options




## GALLERY COLOUR COLLECTION

### STANDARD COLOUR COLLECTION



### PRESTIGE COLOUR COLLECTION



### STANDARD COLOUR MATCH FRAME COLLECTION

MATCH YOUR FRAME TO YOUR DOOR



COLOUR MATCH FRAME COLLECTION  
**OTHER RAL COLOURS AVAILABLE**  
Please speak to your installer for more details



# INOX LYON



**INOX LYON WHITE** 600MM HANDLE + STANDARD LOCK




**INOX LYON TWILIGHT** 1400MM HANDLE + HERITAGE LOCK

The Inox Lyon is available with 3 glazing options and 4 Pilkington obscured glass designs  
 ♦ Please see page 38/39 for Backing Glass options




## GALLERY COLOUR COLLECTION

### STANDARD COLOUR COLLECTION



### PRESTIGE COLOUR COLLECTION



### STANDARD COLOUR MATCH FRAME COLLECTION

MATCH YOUR FRAME TO YOUR DOOR



THE INOX LYON IS A TRULY FUTURISTIC CONTEMPORARY COMPOSITE DOOR WHICH ALLOWS PLENTY OF LIGHT INTO YOUR HOME.



**INOX LYON VANILLA**  
TACOMA GLAZING + 600MM HANDLE WITH STANDARD LOCK



**INOX LYON MULBERRY**  
TAHOE RED GLAZING + 1400MM HANDLE AND HERITAGE LOCK



# INOX MONACO



COLOUR MATCH DRIP BARS • A COLOUR MATCH DRIP BAR TO FIT EVERY DOOR STYLE •  
**COLOUR MATCH DRIP BARS ON ALL OUR DOORS**

**INOX MONACO ANTHRACITE**  
 SYMPHONY GLAZING + 600MM HANDLE WITH STANDARD LOCK

**INOX MONACO IRISH OAK**  
 SATIN GLAZING + 1400MM HANDLE AND HERITAGE LOCK


THE INOX MONACO IS A GRACEFUL DESIGN WITH A BEAUTIFUL LARGE CENTRE LINE THAT DRAWS IN THE EYE.



**INOX MONACO RED**  
 MURANO BLACK GLAZING  
 + 600MM HANDLE &  
 STANDARD LOCK

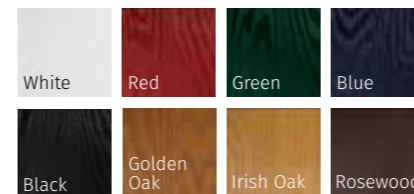
**INOX MONACO AGATE GREY**  
 TAHOE BLACK GLAZING  
 + 1400MM HANDLE &  
 HERITAGE LOCK

The Inox Monaco is available with 3 glazing options and 4 Pilkington obscured glass designs  
 ♦ Please see page 38/39 for Backing Glass options




## GALLERY COLOUR COLLECTION

### STANDARD COLOUR COLLECTION



### PRESTIGE COLOUR COLLECTION



### STANDARD COLOUR MATCH FRAME COLLECTION

MATCH YOUR FRAME TO YOUR DOOR




COLOUR MATCH FRAME COLLECTION •  
**OTHER RAL COLOURS AVAILABLE**  
 Please speak to your installer for more details



# INOX NICE



The Inox Nice is available with 3 glazing option and 4 Pilkington obscured glass designs  
 ♦ Please see page 38/39 for Backing Glass options

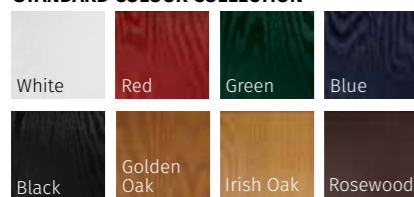


**INOX NICE VANILLA**  
600MM HANDLE WITH STANDARD LOCK

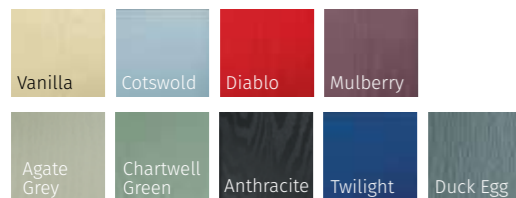
**INOX NICE GREEN**  
1400MM HANDLE WITH HERITAGE LOCK

## GALLERY COLOUR COLLECTION

### STANDARD COLOUR COLLECTION




### PRESTIGE COLOUR COLLECTION



### STANDARD COLOUR MATCH FRAME COLLECTION

MATCH YOUR FRAME TO YOUR DOOR



**OTHER RAL COLOURS AVAILABLE**  
 Please speak to your installer for more details



A MEDITERRANEAN STYLE WITH FOUR DECORATIVE LITES ALLOWING LIGHT TO STREAM IN WITHOUT COMPROMISING YOUR PRIVACY.



**COLOUR MATCH DRIP BARS ON ALL OUR DOORS**

**INOX NICE ANTHRACITE**  
MURANO BLACK GLAZING + 600MM HANDLE WITH STANDARD LOCK


**INOX NICE DIABLO**  
TAHOE BLACK GLAZING + 1400MM HANDLE WITH HERITAGE LOCK

# DECORATIVE GLASS

## UNPARALLELED DESIGN OPTIONS - UNRIVALLED PERFORMANCE

Decorative Glass transforms doors and makes a personal statement. We offer a range of styles to suit all budgets and tastes from the contemporary to the traditional.

All our decorative glass is manufactured to the highest possible standards and come as Energy Plus incorporating 'Low E' glass and Argon gas to give a centre pane 'U' value of 1.1 and to ensure that all our doors meet Door Energy Rating level of B as a minimum.



### SIGNATURE DORCHESTER

For a traditional Victorian look, Dorchester is the perfect choice combining vibrant 'Spectrum Glass' with textured glass and traditional lead. Available in 3 border colour options: Amber, Blue and Green.



### SIGNATURE REFLECTIONS

Stunning black chrome cameing combined with satin and grey bevelled glass pieces, Reflections makes a classy yet striking statement encapsulated inside a double glazed unit for ease of cleaning.



### SIGNATURE MODENA

A modern twist on a traditional technique Modena combines hand cut textured glass pieces, contemporary fused glass elements and polished zinc cameing.



### SIGNATURE CLASSIC

Simple yet classic design that suits any home. Classic is a combination of gently patterned glass with sparkling bevelled glass pieces encapsulated inside a high-performance double glazed unit.



### SIGNATURE SIMPLICITY AND ELEGANCE

Both Simplicity and Elegance have proven to be hugely popular designs combining a combination of textured glasses with hand cut polished bevelled glass which sparkle in the sunlight.

Simplicity is available in either Brass or Zinc came options.



### SIGNATURE MATRIX

A modern twist on a traditional technique Modena combines hand cut textured glass pieces, contemporary fused glass elements and polished zinc cameing.



### ETCH ART LINEAR


The simplicity of brilliant cut lines combined with soft satin glass gives Linear a classic appeal that suits both traditional and contemporary door styles. Only available in a limited range of door styles.



### ETCH ART MURANO

Combining etched glass with hand-made 'fused glass' elements, our Fusion Art ranges are a truly modern decorative glass option.

Available in 5 colourways to complement or contrast with the door colour: Black, Blue, Green, Purple and Red.



### ETCH ART TAHOE

Combining etched glass with hand-made 'fused glass' elements, our Fusion Art ranges are a truly modern decorative glass option.

Available in 5 colourways to complement or contrast with the door colour: Black, Blue, Green, Purple and Red.



### BACKING GLASS OPTIONS

Obscure glass options allow you to match existing windows in your home. Higher prices and longer lead times apply when Backing Glass is selected. A choice of Backing Glass is available when the following patterned glass options are selected.

- Linear
- Murano
- Tahoe
- Symphony
- French
- Infinity
- Havana
- Bullseye
- Tacoma
- Roma
- Encanto
- Diamonds



### ETCH ART GRIDLITE

Simulated divided lights create the look of individual panes of glass, whilst maintaining the performance benefits of a single double glazed unit. Selectively etched panels ensure privacy without sacrificing natural light.



# GLAZED SIDELIGHTS AND TOPLIGHTS

For our Glazed Sidelights, there is an option for a full glazed or a split glazed with a centre transom. Complementary glass is also available to match up with many of our decorative units.



## OBSCURED GLASS OPTIONS

All our door styles are also available in a standard range of carefully selected obscured glass options



## Maximum & Minimum Widths Without Frame Extenders & Couplers

MINIMUM WIDTH 805mm MAXIMUM WIDTH 1033mm



MINIMUM WIDTH 834mm MAXIMUM WIDTH 1033mm



MIN WIDTH 859mm MAX WIDTH 1033mm  
MIN WIDTH 881mm MAX WIDTH 1033mm




### MAXIMUM & MINIMUM HEIGHT Without Frame Extenders or Cills

	Maximum Heights including standard outer frame	Minimum Heights including standard outer frame
Std. PVC Threshold	2161mm	2061mm
Low Threshold	2147mm	2047mm
Ali. Low Threshold	2116mm	2016mm

# DOOR LOCKS AND FURNITURE

Our multipoint lock range offers outstanding protection against attempted burglary with our doors having passed the rigorous PAS 24: 2012 tests including: manual attack, mechanical load, soft and hard body impact, plus a key/thumb cut through test. The lock will comprise of a series of hooks with a centre deadbolt lock case.

The hooks are engaged into receivers in the outer frame upon lifting the handle or by a semi-automatic function on 'slam-shut' variants. The designs protect the door from forced entry by remaining firm inside the receiver.



Thumb turn cylinders are required on new build installations and form part of Document Q.

On door sets with lever handles, the lock is centrally set with hook locks set close to the top and bottom of the door, whilst on part of the Contemporary and Inox range, we offer a multipoint lock with a high level cylinder and escutcheon offering the same security features as standard doors.

All locks are manufactured in Europe to exceptional quality standards and exceed current regulations. The manufacturers are quality controlled to ISO9001 and ISO14001.

ALL HARDWARE AVAILABLE IN 5 COLOURS: SATIN, BLACK, CHROME, POLISHED GOLD AND WHITE.

## LEVER and LEVER PAD HANDLES



Lever Pad Handle may not be suitable on all doors. Ask your installer for details.

## EXCLUSIVE CURVED HANDLE



Satin



Chrome

## PONY TAIL DOOR KNOCKERS



## LETTER PLATE



## VICTORIAN URN DOOR KNOCKERS



Black



Polished Gold

Marine grade Lever Handles, Letterplates and Pony Tail Door Knockers are also available in Polished Chrome, Gold and Brushed Satin.

## CONTEMPORARY RANGE

The Pull Bar Handle is available in Brushed Satin and Gold only.



White

Pull Bar Handles are external only. Thumb Turn and Finger Pull fitted inside as standard when Pull Bar handles are selected.

Door furniture images are for illustration purposes only and door furniture may be subject to change.





# Conexis™ L1

The secure, keyless smart door lock



## The smarter way to protect your home.

Open the door to your world with the Conexis(R) L1 Smart Door Lock. The Smart Door Lock that puts you fully in control giving you the freedom to secure your home without the need for a key.

### Say Goodbye to Keys



With Conexis™ L1 your smartphone is now your key. There's no need to leave keys under the mat or worry about the hassle of replacing them if they go missing.

### Stay in Control



Send mobile keys to family and friends. Choose to give access for a few weeks or hours - It's up to you. You can even revoke mobile keys, key cards, key tags and phone tags in an instant.

(5 Mobile Keys are included - Additional Mobile Keys can be purchased via the App).

### Know who comes and goes



Have peace of mind knowing your loved ones are home safely. When using mobile keys you can receive a notification informing you they are home.

The Conexis L1 Smart Door Lock is compatible with most UK multipoint locks.


Note: The Conexis® L1 Smart Door Lock is NOT compatible with the 'Avantis' brand of multipoint door locks. 'Avantis' multipoint door locks are distinguishable by having the locking bolt above the latch bolt.

## Lockdown mode



Hidden locks engage when attacked

## 25% denser than iron



The hidden locks that secure your home when attacked are housed deep in the molybdenum core.

This is 25% denser than iron and gives extreme protection from screwdrivers, hammers and drills.

Our contemporary solid nickel body and polished brass keyway complement all handle finishes.



ULTION  
-POLISHED-

The Ultion polished range brings an all over shiny colour option in chrome or brass.

FITTED AS STANDARD

# ULTION

Home Defence System

## Your Door The Weak Point

Millions of doors in the UK can be opened quietly in under 10 seconds with normal tools.

Even the most secure multi-point hook mechanisms are disabled when the cylinder lock is snapped.

Securing your doors with Ultion defends your home from this and all other known attack methods.

74% of intruders go through the door

43% get through the door by forcing the lock

9/10 forced locks are snapped







4 Nicholas Drive, Dandenong South, Vic 3151

Ph. 03 9771 3103 Fax: 03 9706 6614

© Nu-Eco Windows Pty Ltd 2012

